

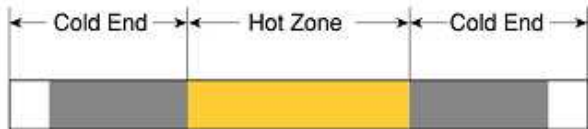
Metallized Width

Outside diameter (mm)	Metallized Length (mm)
φ 12~16	30
φ 20~30	50

Number	Size				Hot Zone surface area cm ²	* Nominal loading values			
	Extend diameter	Hot Zone Length	Cold End Length	Overall Length		Volts	Watts	Ohms	
	mm	mm	mm	mm					
E-121515	12	150	150	450	56	36	920	1.41	
E-163025	16	300	250	800	150	64	2430	1.69	
E-163035		300	350	1000	150	66	2510	1.74	
E-164025		400	250	900	201	83	3150	2.19	
E-164030		400	300	1000	201	84	3190	2.21	
E-164035		400	350	1100	201	86	3270	2.26	
E-164530		450	300	1050	226	94	3570	2.48	
E-165025		500	250	1000	251	103	3910	2.71	
E-166025		600	250	1100	301	122	4640	3.21	
E-203030		20	300	300	900	188	59	3160	1.10
E-204030			400	300	1000	251	77	4120	1.44
E-204035	400		350	1100	251	78	4170	1.46	
E-204040	400		400	1200	251	79	4230	1.48	
E-204535	450		350	1150	282	87	4650	1.63	
E-204540	450		400	1250	282	88	4710	1.64	
E-205030	500		300	1100	314	94	5030	1.76	
E-205040	500		400	1300	314	97	5190	1.81	
E-207030	700		300	1300	439	130	6960	2.43	
E-208045	800		450	1700	502	151	8080	2.82	
E-254030	25	400	300	1000	314	68	4860	0.95	
E-254040		400	400	1200	314	70	5010	0.98	
E-254540		450	400	1250	353	78	5580	1.09	
E-255030		500	300	1100	392	84	6010	1.17	
E-255040		500	400	1300	392	86	6150	1.20	
E-256030		600	300	1200	471	100	7150	1.40	
E-257040		700	400	1500	549	118	8440	1.65	
E-257045		700	450	1600	549	119	8510	1.66	
E-258030		800	300	1400	628	132	9440	1.85	
E-258035		800	350	1500	628	133	9510	1.86	
E-258040	800	400	1600	628	134	9580	1.87		
E-258050	800	500	1800	628	136	9720	1.90		
E-306035	30	600	350	1300	565	92	8600	0.98	
E-306040		600	400	1400	565	93	8700	0.99	
E-307030		700	300	1300	659	106	9910	1.13	
E-307045		700	450	1600	659	108	10100	1.15	
E-308030		800	300	1400	753	120	11200	1.29	
E-308040		800	400	1600	753	122	11400	1.31	
E-309030		900	300	1500	848	135	12600	1.45	
E-309040		900	400	1700	848	136	12700	1.46	
E-301030		1000	300	1600	942	149	13900	1.60	

* Nominal loading values are measured at 1000 in open air.
The tolerance range is ± 15% of center current value by converting into current value.

Type E-DV

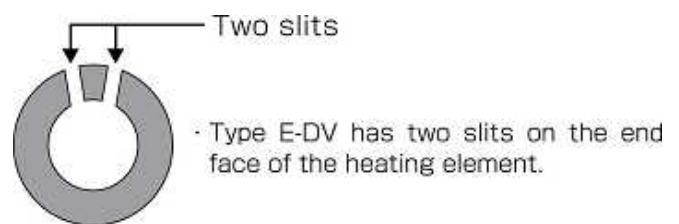


Metallized Width

Outside diameter (mm)	Metallized Length (mm)
φ 12~16	30
φ 20~30	50

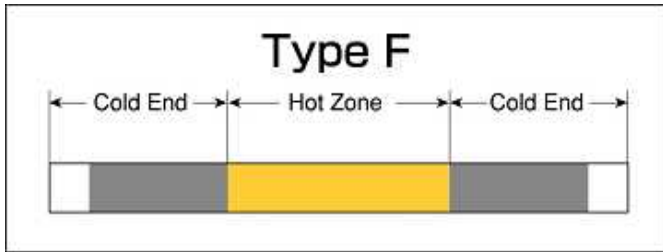
Number	Size				Hot Zone surface area cm ²	* Nominal loading values		
	External diameter	Hot Zone Length	Cold End Length	Overall Length		Volts	Watts	Ohms
	mm	mm	mm	mm				
E-DV-101010	10	100	100	300	31	32	610	1.68
E-DV-101015		100	150	400	31	35	670	1.83
E-DV-101515		150	150	450	47	49	930	2.58
E-DV-102015		200	150	500	63	64	1220	3.36
E-DV-102510		250	100	450	79	76	1440	4.01
E-DV-102515		250	150	550	79	78	1480	4.11
E-DV-121015	12	100	150	400	38	29	670	1.26
E-DV-121510		150	100	350	56	39	900	1.69
E-DV-121515		150	150	450	56	41	940	1.79
E-DV-122015		200	150	500	75	53	1220	2.30
E-DV-122020		200	200	600	75	55	1270	2.38
E-DV-122515		250	150	550	94	66	1520	2.87
E-DV-122520		250	200	650	94	67	1540	2.91
E-DV-123015		300	150	600	113	78	1790	3.40
E-DV-123020		300	200	700	113	80	1840	3.48
E-DV-161520	16	150	200	550	75	39	1330	1.14
E-DV-162020		200	200	600	101	50	1700	1.47
E-DV-162520		250	200	650	126	61	2070	1.80
E-DV-163020		300	200	700	150	72	2450	2.12
E-DV-163025		300	250	800	150	74	2520	2.17
E-DV-163030		300	300	900	150	76	2580	2.24
E-DV-164025		400	250	900	200	96	3260	2.83
E-DV-164030		400	300	1000	200	98	3330	2.88
E-DV-164525		450	250	950	225	107	3640	3.15
E-DV-165025		500	250	1000	250	118	4010	3.47
E-DV-165030		500	300	1100	250	120	4080	3.53
E-DV-166025		600	250	1100	300	140	4760	4.12
E-DV-203020	20	300	200	700	188	65	3120	1.35
E-DV-203025		300	250	800	188	66	3170	1.37
E-DV-203030		300	300	900	188	68	3260	1.42
E-DV-203040		300	400	1100	188	71	3410	1.48
E-DV-204025		400	250	900	251	86	4130	1.79
E-DV-204030		400	300	1000	251	88	4220	1.84
E-DV-204035		400	350	1100	251	90	4320	1.88
E-DV-204040		400	400	1200	251	91	4370	1.89
E-DV-204535		450	350	1150	283	100	4800	2.08
E-DV-205030		500	300	1100	314	108	5180	2.25
E-DV-205040		500	400	1300	314	111	5330	2.31
E-DV-206030		600	300	1200	376	128	6140	2.67
E-DV-207030		700	300	1300	439	148	7100	3.09
E-DV-208030		800	300	1400	502	168	8060	3.50
E-DV-254030	25	400	300	1000	314	76	4940	1.17
E-DV-254040		400	400	1200	314	79	5140	1.21
E-DV-255030		500	300	1100	392	94	6110	1.45
E-DV-255040		500	400	1300	392	97	6310	1.49
E-DV-256025		600	250	1100	470	110	7150	1.69
E-DV-256030		600	300	1200	470	111	7220	1.71
E-DV-257030		700	300	1300	550	129	8390	1.98
E-DV-257035		700	350	1400	550	130	8450	2.00
E-DV-257040		700	400	1500	550	131	8520	2.01

Number	Size				Hot Zone surface area cm ²	* Nominal loading values		
	External diameter	Hot Zone Length	Cold End Length	Overall Length		Volts	Watts	Ohms
	mm	mm	mm	mm				
E-DV-307030	30	700	300	1300	660	117	10100	1.36
E-DV-307040		700	400	1500	660	119	10200	1.39
E-DV-308030		800	300	1400	750	133	11400	1.55



* Nominal loading values are measured at 1000 in open air.

The tolerance range is ± 15% of center current value by converting into current value.



Metallized Width

Outside diameter (mm)	Metallized Length (mm)
φ 35 or more	50

Number	Size				Hot Zone surface area cm ²	* Nominal loading values		
	Extral diameter	Hot Zone Length	Cold End Length	Overall Length		Volts	Watts	Ohms
	mm	mm	mm	mm				
F-354040	35	400	400	1200	439	64	6850	0.60
F-355030		500	300	1100	549	78	8350	0.73
F-355035		500	350	1200	549	79	8450	0.74
F-355040		500	400	1300	549	79	8450	0.74
F-356035		600	350	1300	659	94	10100	0.87
F-356040		600	400	1400	659	94	10100	0.87
F-356050		600	500	1600	659	96	10300	0.89
F-357040		700	400	1500	769	109	11700	1.02
F-358035		800	350	1500	879	124	13300	1.16
F-351040		1000	400	1800	1099	154	16500	1.44
F-351430		1400	300	2000	1539	213	22800	1.99
F-406045	40	600	450	1500	753	88	11500	0.67
F-407050		700	500	1700	879	103	13500	0.79
F-408040		800	400	1600	1005	115	15100	0.88
F-401035		1000	350	1700	1256	143	18700	1.09
F-451035	45	1000	350	1700	1413	117	19700	0.69
F-501540	50	1500	400	2300	2356	182	33900	0.98

* Nominal loading values are measured at 1000 in open air.
 The tolerance range is ± 15% of center current value by converting into current value.